



Style **400-WS**
Panel Options: **F,R,G**

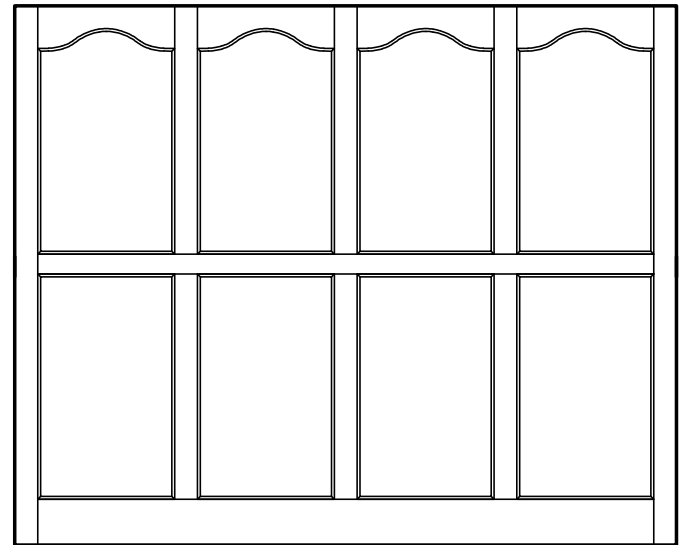
F = Flat
R = Raised
G = Glass



Style **410-WS**
Panel Options: **F,R,G**



Style **400-2-WS**
Panel Options: **F,R,G**



Style **410-2-WS**
Panel Options: **F,R,G**

Most door styles can be fabricated as wainscoting panels. The styles shown above are just examples of wainscot possibilities. The above examples are shown with 6" bottom rails.

Please specify width of stiles and rails when ordering.

Westwind is able to build wainscoting in any configuration that may be desired. We are able to fabricate odd shaped wainscoting for staircases and any other custom applications based upon various needs.

For all custom designs please provide a drawing showing all stile and rail widths and panel configurations.