

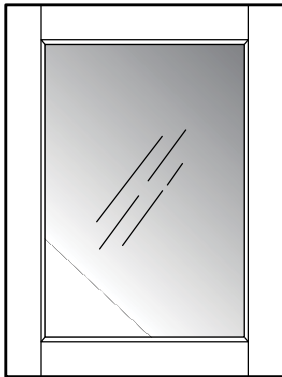
Westwind offers frame only doors (with or without mullions) in all door styles. The drawings below are examples of mullion configurations commonly used. If a custom mullion placement is required, please provide a drawing with the order.

Westwind offers three different options for prepping Frame Only Doors for glass. FOXP molding is a clear plastic molding that provides a simple option for inserting the glass into the frame. FOXP molding fits into a slot prepped for 1/8" glass. Wood Stop is a small molding/trim piece that we can provide, and you can cut to the necessary lengths and fasten to the door frame to retain the glass. We can also simply Rout the frame and you can take care of the attachment method on your own.

**Rout Only**


**Wood Stop**

**FOXP**




**Style 400-0L**  
Panel Options: **G**

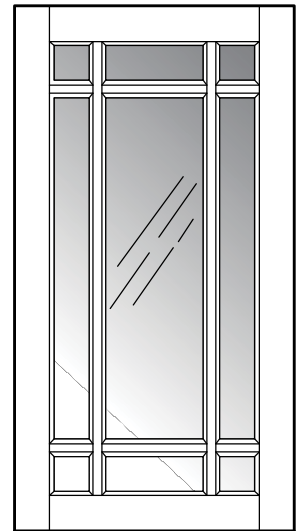
**G = Glass**



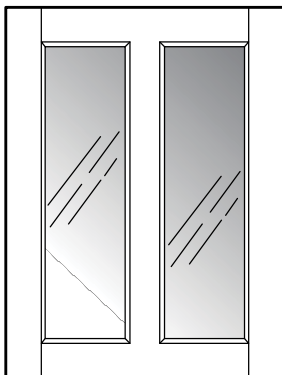
**Style 400-4L**  
Panel Options: **G**



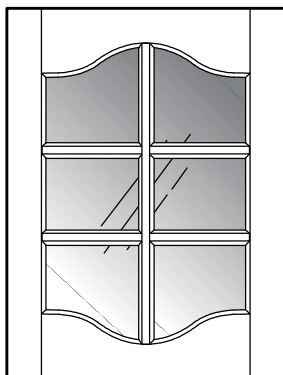
**Style 400-6L**  
Panel Options: **G**



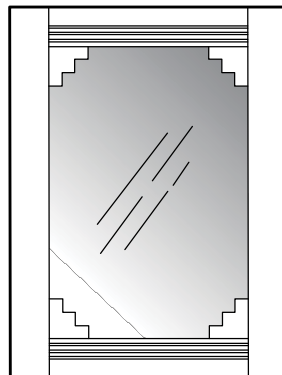
**Style 400-9L\***  
"Prairie Style"  
Panel Options: **G**



**Style 402-0L**  
Panel Options: **G**



**Style 412-D-6L**  
Panel Options: **G**



**Style 408-D-0L**  
Panel Options: **G**

\* Standard corner lite size for Prairie Style is 2". To receive this treatment, note it on the order form. Orders without notation will be made as equal size lites. Prairie Style is available only in 400 series door.

# FRAME ONLY STYLES

*Go West!*

Number Lites	Description
2	Lite Vertical Mullion
4	Lite Standard Spacing
6	Lite Standard Spacing
9	Lite 'Prairie'
2	Lite Custom Mullion
4	Lite Custom Spacing
6	Lite Custom Spacing
9	Lite Custom Spacing
2	*True Lite Vertical Mullion
4	*True Lite Standard Spacing
6	*True Lite Standard Spacing
9	*True Lite 'Prairie'

\* True Lite means a piece of glass per lite instead of one single piece of glass for all lites.

