
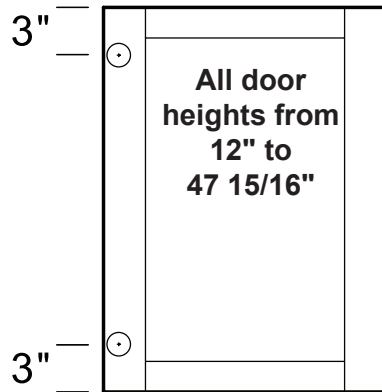
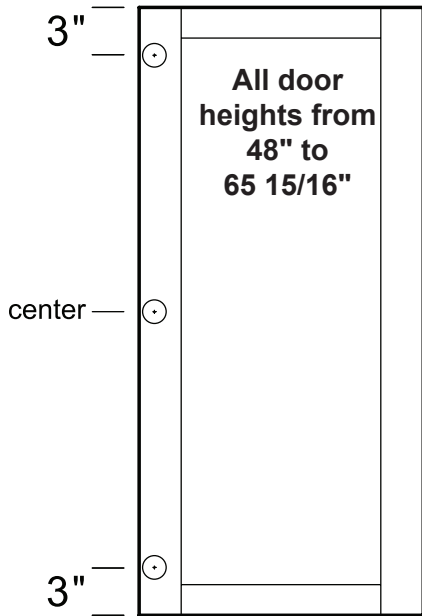


Hinge Options



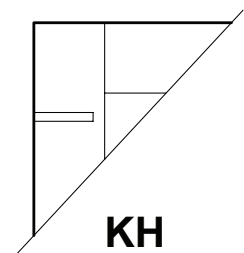
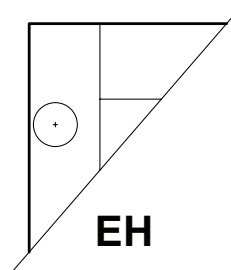
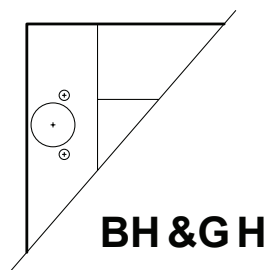
Add 2 Upgrade Units for Hinge Boring

All doors 66" and over receive four hinge bores.

Standard Hinge Boring


Cup Blum (BH), Grass (GH), European (EH): Standard distance from edge is 3mm, 1/2" deep. Hinge placement as shown above. If a custom distance from edge is needed, please inform a customer service representative.

Knife or Slot (KH): Hinge placement as shown above. Please specify width and length of slot when ordering. Standard slot specs are: 1 7/8" long, 9/16" deep, and 9/32" wide.



Fingerpull Options

4" Fingerpulls and Locations




Add 4 Upgrade Units per 4" Fingerpull.

Please use abbreviations below and enter in the special notes column on order form to specify placement of 4" fingerpulls. All pulls are viewed from the face of doors and drawer fronts.

	Right	Center	Left
Top Rail	TRR	TRC	TRL
Bottom Rail	BRR	BRC	BRL
	Top	Center	Bottom
Right Stile	RST	RSC	RSB
Left Stile	LST	LSC	LSB

Full Length Fingerpulls and Locations



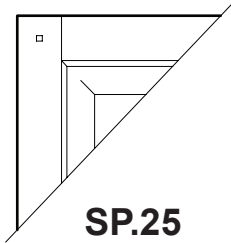
Add 4 Upgrade Units per Full Length Fingerpull.

Please use abbreviations below and enter in the special notes column on order form to specify placement of full length fingerpulls. All pulls are viewed from the face of doors and drawer fronts.

Top	T
Bottom	B
Right	R
Left	L

Minimum Door Height and Width for fingerpulls is 6 ½" x 6 ½".

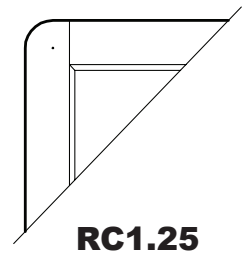

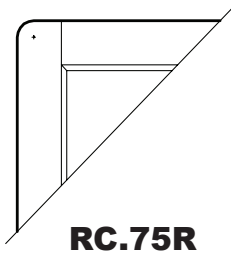
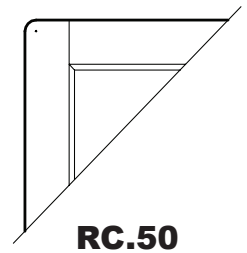
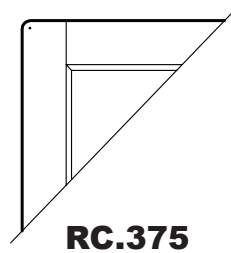
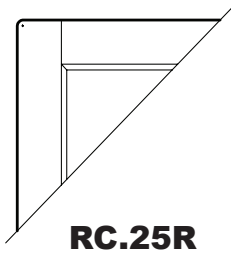
Accent Plugs, Nails and Clavos



Above is an example of plug, nail, and clavos placement. We are always ready to customize for any need that may arise. All plugs are sanded flush, unless otherwise specified.


SP.25 Accent Plugs	Number	Placement	Upgrade Units
	4	Standard, Flush	11
	4	Custom, Flush	19
	8	Standard, Flush	14
	8	Custom, Flush	26
	4	Standard, Proud	11
	4	Custom, Proud	19
	8	Standard, Proud	14
	8	Custom, Proud	26
Nails			
	4	Standard	12
	8	Standard	20
Clavos			
	4	Standard	18
	8	Standard	30

Radius Corners



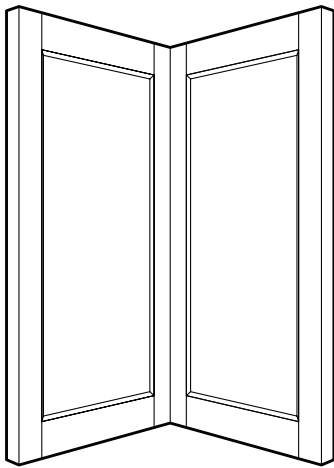
Radius Corners are 4 Upgrade Units per Door or Drawer Front.
 Above are the most common radii requested. Please call us with any other radius needs.

Custom Edge Options

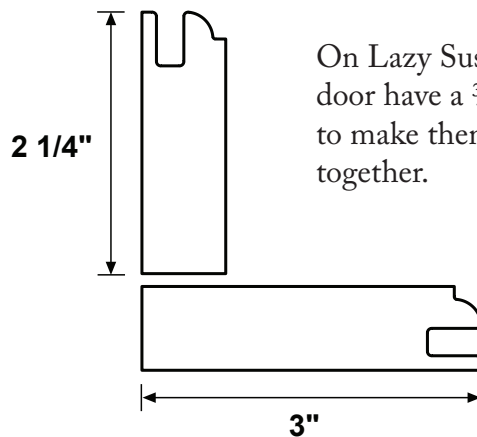


Add 2 Upgrade Units per Door for no edge or paired doors.

Westwind gives you the option to leave one edge of the door square while edging the other three. When ordering pair doors, the edge that is to be left square must be specified: Left (NELS) or Right (NERS). These codes should be used in the special notes column on the order form.



Lazy Susan Butt Joint



On Lazy Susan Butt Doors, we recommend that one door have a $\frac{3}{4}$ " wider stile than the specified frame size to make them look symmetrical when they are fastened together.